

FIREBLOCKING



City of
Maple Grove

BUILDING DEPARTMENT

763-494-6060

www.ci.maple-grove.mn.us



This handout is intended only as a guide and is based in part on the 2007 Minnesota State Building Code, Maple Grove City ordinances, and good building practice. While every attempt has been made to insure the correctness of this handout, no guarantees are made to its accuracy or completeness. Responsibility for compliance with applicable codes and ordinances falls on the owner or contractor. For specific questions regarding code requirements, refer to the applicable codes or contact your local Building Department.

FIREBLOCKING

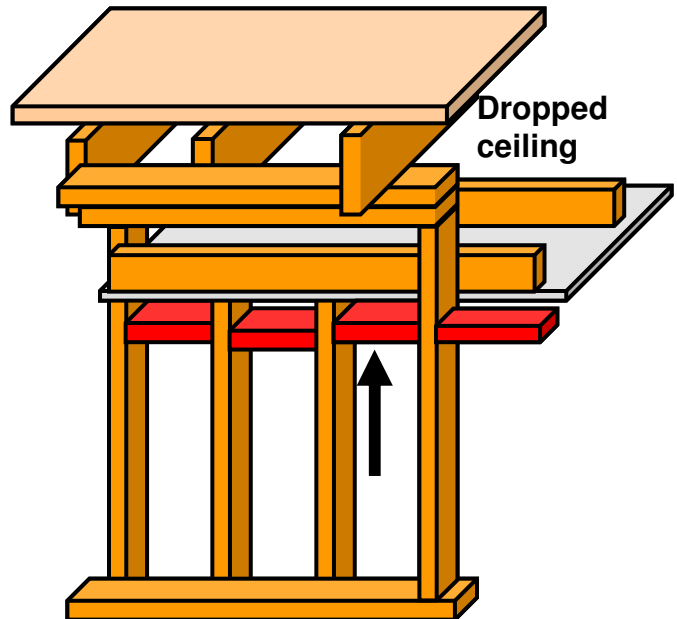
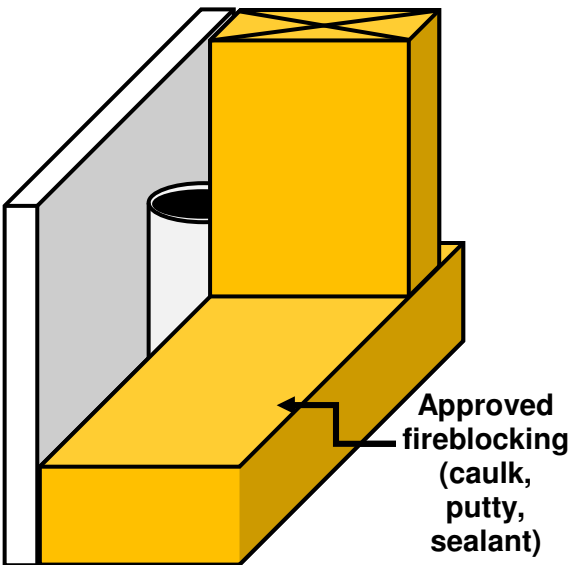
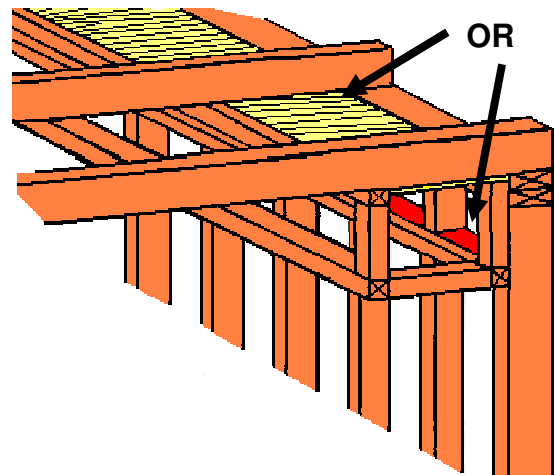
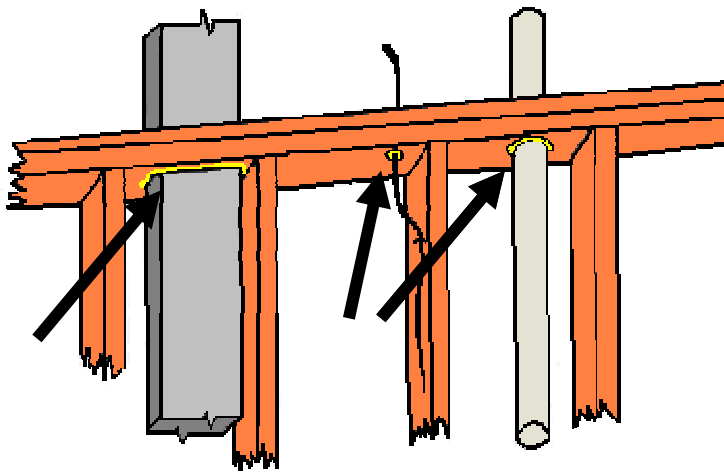
Fireblocking, as the name implies, is intended to block the spread of fire from one **concealed** space to another. In the average home, the two areas where fireblocking is most likely going to be required are:

- At openings around wires, vents, pipes, and ducts where those items penetrate a **top or bottom** wall plate.
- At the interconnection between wall and ceiling spaces. Most likely this will happen at soffits and dropped ceilings.

There are a number of ways to comply with fireblocking requirements for wire, vent, pipe and duct penetrations.

1. There are caulks on the market for sealing the annular opening around wires, vents, pipes, and ducts. Some caulks are listed as “noncombustible”. Others may also be “noncombustible” and “intumescent”. Either product is acceptable. They should be installed in accordance with the manufacturer’s instructions.
2. Unfaced fiberglass batts may be used as fireblocking provided that the batt is at least 16 inches in height measured vertically and fills the full width of the stud space. Insulation should be packed around the penetrating opening including the opening in the top or bottom plate. If the wire, pipe, vent or duct penetrates both the top and bottom wall plate, a 16-inch bat must be placed at both the top and bottom of the cavity, or the entire cavity may be filled.

Fireblocking the interconnection of wall to ceiling spaces can be more confusing. If there is a pathway for air to move from a stud space to a joist space, the path must be fireblocked. In those cases, the use of ½” gypsum board, 2 inch nominal lumber, ¾ inch plywood or particleboard, or two thicknesses of 1 inch nominal lumber may be used. Fiberglass batts may also be used and are the most common way to fireblock soffits at exterior walls.



INSPECTIONS

Fireblocking is typically inspected at the time of the insulation inspection and should be complete at that time.